

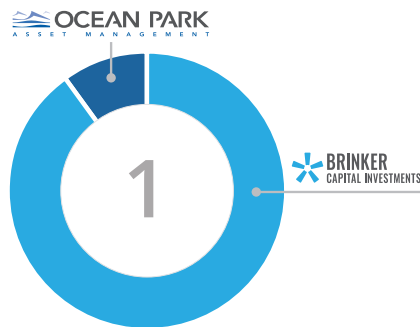
Dynamic Portfolio Recipes

Recipes for 4 Different Risk Benchmarks



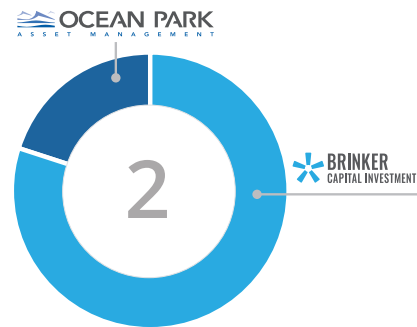
After years of passive investment approaches leading the way, the markets recently shifted in favor of more active and dynamic investment management strategies to take advantage of those changes.

Help satisfy your clients' cravings for active management with these portfolio recipes.



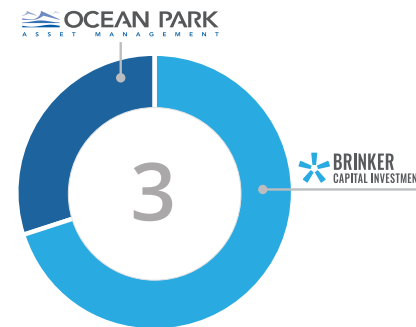
Aggressive Growth

90% Destinations Aggressive Equity
10% Ocean Park Balanced Risk Model



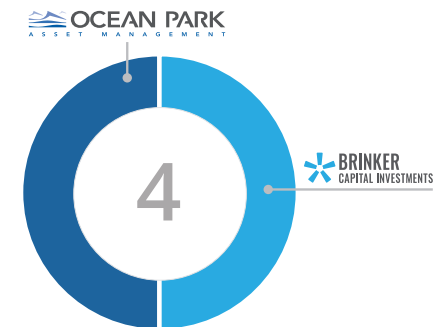
Growth

80% Destinations Aggressive
20% Ocean Park Balanced Risk Model



Growth & Income

70% Destinations Moderate
30% Ocean Park Balanced Risk Model



Income & Growth

50% Destinations Moderately Conservative
50% Ocean Park Balanced Risk Model

† The benchmark for the Ocean Park Balanced Risk Model is the Morningstar Allocation — 15% to 30% Equity Category, which is comprised of portfolios which seek to provide both income and capital appreciation by investing in multiple asset classes, including stocks, bonds, and cash. These portfolios are dominated by domestic holdings and have equity exposures between 15% and 30%. One cannot invest directly in an index or category, and unmanaged index or category returns do not reflect any fees, expenses, or sales charges.

The performance data does represent the impact that material economic and market factors had on the investment manager's decision-making. The performance shown represents past performance. Past performance does not guarantee future results. All investments involve risk, including loss of principal.

Ocean Park Asset Management, Inc. (Ocean Park) is an SEC registered investment adviser. Registration does not imply a certain level of skill or training. For information pertaining to the registration status of Ocean Park, please call 1-844-727-1813 or refer to the Investment Adviser Public Disclosure website (www.adviserinfo.sec.gov).

FOR MARKETING PURPOSES ONLY. This material should not be relied upon as investment advice.