

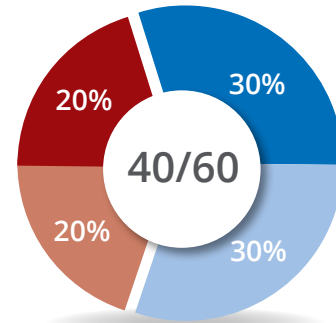


## Global Balanced Portfolio Series

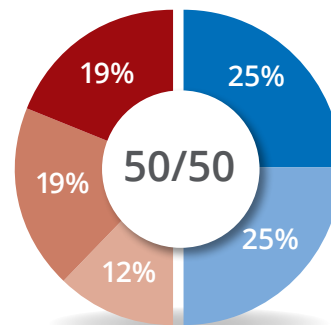
The Ocean Park Global Balanced Portfolios are engineered to provide well-balanced and broadly diversified portfolios for your clients.

The Balanced Portfolios allocate across equities and fixed income and are designed for investors who want equity exposure with some downside protection, as equity investors often find they have a lower tolerance for portfolio fluctuations than they originally believed when significant stock market volatility occurs.

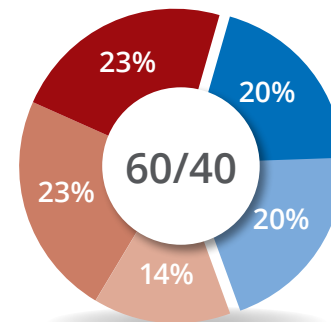
OCEAN PARK GLOBAL BALANCED 40-60 PORTFOLIO



OCEAN PARK GLOBAL BALANCED 50-50 PORTFOLIO



OCEAN PARK GLOBAL BALANCED 60-40 PORTFOLIO



- Sierra Tactical Core Income Fund (SSIRX)
- Sierra Tactical All Asset Fund (SIRRX)



- Vanguard Total International Stock Index Fund (VTIAX)
- Vanguard 500 Index Fund (VFIAX)
- Vanguard Small-Cap Index Fund (VSMAX)

# Global Balanced Portfolio Series

## Performance & Volatility Data\*

Source: Morningstar Direct Model Portfolios 1/3/2012 - 12/31/2019

\*Performance and Volatility Data shown are based on hypothetical models for the period 1/3/2012-5/31/2019.

GLOBAL BALANCED PORTFOLIOS (GROSS OF FEES)	QTD (12/31/2019)	YTD (12/31/2019)	1 YEAR	3 YEARS	5 YEARS	SINCE MODEL INCEPTION	MODEL INCEPTION DATE
40-60	4.53%	15.25%	15.25%	7.50%	5.45%	6.68%	01/03/12
50-50	5.18%	17.20%	17.20%	8.13%	6.07%	7.68%	01/03/12
60-40	5.91%	19.05%	19.05%	8.94%	6.63%	8.46%	01/03/12

GLOBAL BALANCED PORTFOLIOS (GROSS OF FEES)	RETURNS YTD (12/31/19)	2018	2017	2016	2015	2014	2013	2012
40-60	15.25%	-5.19%	13.71%	6.47%	-1.41%	5.55%	8.91%	11.88%
50-50	17.20%	-5.78%	14.51%	7.94%	-1.64%	5.77%	12.80%	12.90%
60-40	19.05%	-6.48%	16.13%	8.45%	-1.67%	5.66%	15.48%	13.82%

GLOBAL BALANCED PORTFOLIOS	3 YEAR STD DEV	5 YEAR STD DEV	SINCE MODEL INCEPTION STD DEV	3 YEAR SHARPE RATIO	5 YEAR SHARPE RATIO	SINCE MODEL INCEPTION SHARPE RATIO
40-60	5.71	5.65	5.37	0.99	0.78	0.99
50-50	6.86	6.72	6.36	0.93	0.75	0.98
60-40	7.84	7.72	7.30	0.91	0.73	0.95



### **OCEAN PARK GLOBAL BALANCED 40-60 PORTFOLIO**

The **Ocean Park Global Balanced 40-60 Portfolio** seeks to provide participation in global equity trends provided by the Vanguard positions, while remaining committed to mitigating some drawdown risk provided through the Sierra mutual fund positions.

Low-cost, passively managed Vanguard mutual funds provide the 40% equity exposure, divided between large and small, domestic and international stocks.

The Sierra mutual funds provide the tactically managed portion of the portfolio which accesses a diverse variety of world-wide stock, bond and alternative investment mutual funds. A strict rules- based discipline is used to limit losses in this portion of the portfolio.

The Portfolio is rebalanced quarterly.

### **OCEAN PARK GLOBAL BALANCED 50-50 PORTFOLIO**

The **Ocean Park Global Balanced 50-50 Portfolio** seeks to provide participation in global equity trends provided by the Vanguard positions, while remaining committed to mitigating some drawdown risk provided through the Sierra mutual fund positions.

Low-cost, passively managed Vanguard mutual funds provide the 50% equity exposure, divided between large and small, domestic and international stocks.

The Sierra mutual funds provide the tactically managed portion of the portfolio which accesses a diverse variety of world-wide stock, bond and alternative investment mutual funds. A strict rules- based discipline is used to limit losses in this portion of the portfolio.

The Portfolio is rebalanced quarterly.

### **OCEAN PARK GLOBAL BALANCED 60-40 PORTFOLIO**

The **Ocean Park Global Balanced 60-40 Portfolio** seeks to provide participation in global equity trends provided by the Vanguard positions, while remaining committed to mitigating some drawdown risk provided through the Sierra mutual fund positions.

Low-cost, passively managed Vanguard mutual funds provide the 60% equity exposure, divided between large and small, domestic and international stocks.

The Sierra mutual funds provide the tactically managed portion of the portfolio which accesses a diverse variety of world-wide stock, bond and alternative investment mutual funds. A strict rules- based discipline is used to limit losses in this portion of the portfolio.

The Portfolio is rebalanced quarterly.

The performance data shown for both the Actual and Hypothetical Performance periods are gross of fees for the specific investment strategy. The gross data reflects the reinvestment of dividends but does not include investment advisory fees and other expenses including fees charged by the custodian platform, any brokerage firm involved and the financial adviser which will reduce returns.

#### **Actual Performance**

The Performance and Volatility Data shown since 6/1/2019 represents performance which was achieved in a model marker account.

This performance data does represent the impact that material economic and market factors had on the investment manager's decision-making. The performance shown represents past performance. Past performance does not guarantee future results. All investments involve risk, including loss of principal.

#### **Hypothetical Performance**

The Performance and Volatility Data shown for the period 1/3/2012 to 5/31/2019 were derived from the retroactive application of a model with the benefit of hindsight and do not represent actual trading as a portfolio. While there are inherent limitations of such data retroactively derived, the strategies were independently available during the period shown.

There are limitations inherent in such model results in that model returns may not reflect material economic or market factors. All investments involve risk, including loss of principal.

The Sierra and Vanguard mutual funds are not affiliated. The Sierra mutual funds are managed by Wright Fund Management, LLC, an affiliated firm of Ocean Park Asset Management, Inc.

Ocean Park Asset Management, Inc., is an SEC registered investment adviser. Registration does not imply a certain level of skill or training. For information pertaining to the registration status of Ocean Park, please call 1-844-727-1813 or refer to the Investment Adviser Public Disclosure website, [www.adviserinfo.sec.gov](http://www.adviserinfo.sec.gov).

**FOR MARKETING PURPOSES ONLY. This material should not be relied upon as investment advice.**

**FOR PROFESSIONAL USE ONLY**